



# A Modern Look at RAP Binder Availability and Proven Improvement Methods

---

**Hassan A. Tabatabaee, Ph.D.**

Global Technical Manager,  
Asphalt Solutions

October 2024

# A Global Leader in Asphalt Chemistries



To empower a more sustainable life and keeping people safe on the road through high-performance and advanced bio-based asphalt additives.

- ✓ Rejuvenation
- ✓ Warm Mix
- ✓ Cold Mix
- ✓ Emulsions
- ✓ Rheology
- ✓ Stabilizers



## State-of-the-art Asphalt Lab

- ✓ Customer custom formulation services
- ✓ Compositional and analytical evaluation
- ✓ Advanced rheology and thermal analysis

160,000+  
employees

158+  
years of experience

Working in  
70  
countries

## BioIndustrial Research and Manufacturing Facilities



# Agenda

---

- **Introduction to RAP Binder Availability**

---

- **State of the Art and Research on Binder Availability Factors**

---

- **Important Consideration Dealing with Binder Availability**

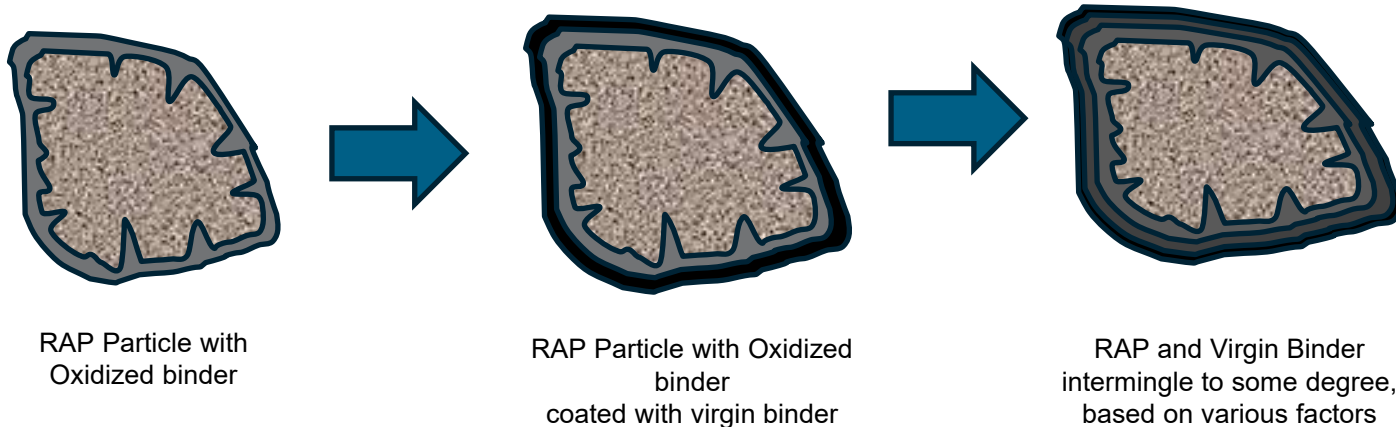
---

- **Conclusions and Recommendations**

# Introduction

## RAP Binder Quality and Blending

- RAP binder can be highly aged with varying quality.
- Quality of RAP binder is affected by type of virgin binder originally used, age, climate, and pavement type.
  - RAP quality in a given region can vary significantly by location and over time.



# RAP Binder Availability - HEAT TRANSFER

JP Fort (NAPA), 2024

Adapted from: JP Fort, "Optimizing The Use Of RAP: Challenges And Effective Strategies", WoA/NAPA Presentation

## PRODUCTION FACTORS:

- **Temperature:**

- Virgin Aggregates  $T^\circ$  (conduction)
- Hot Air flow  $T^\circ$  & Draft (convection)

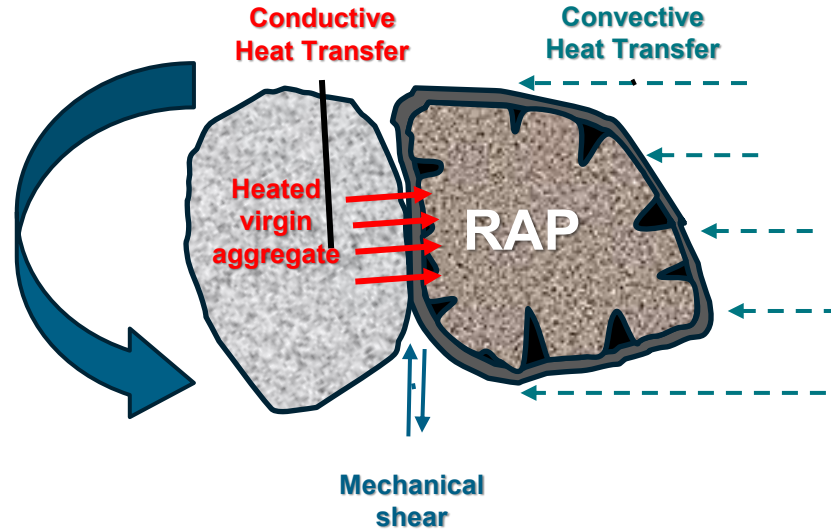
- **Residence Time**

- **Plant configuration:**

- Length of the mixing zone
- RAP introduction location

- **Production rate**

- Mix Storage time
- Silo time
- Hauling time



# Perception on Binder Film Thickness

---



Typical “idealized” Representation of binder film on aggregate in literature



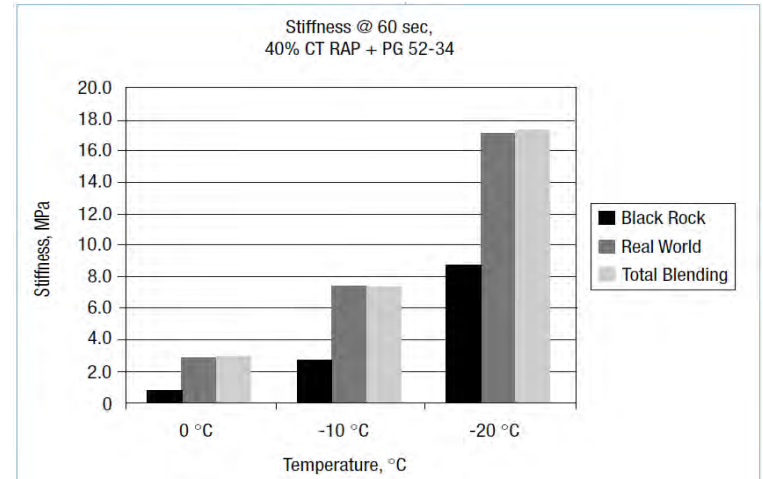
More proportional representation of  $\sim 10\mu\text{m}$  binder film on a #4 aggregate

# Review of RAP Binder Availability

NCHRP 9-12 - Becky McDaniel, Mike Anderson, et al. 2001

- Tested RAP from FL, CT, and AZ with highly varying stiffness
- Mixes tested at 10% and 40% RAP with a PG64-22 and PG52-34.

- Compared 3 scenarios:
  - **“Real World”**: Normal mix of RAP, virgin binder, and virgin aggregate
  - **“100% Blending”**: Extracted RAP binder and fully blended with virgin binder, and used in mix
  - **“Black Rock”**: Extracted off RAP binder and excluded it from the blend of virgin binder, RAP aggregates and virgin aggregate.

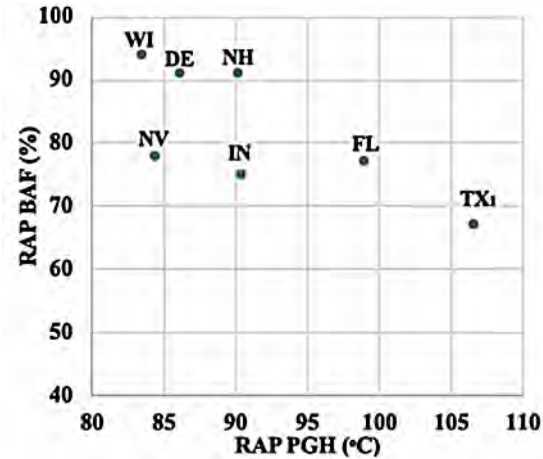


- **Outcome: “Real World” blending matched most closely with the “Total Blending” condition, i.e. RAP binder was nearly entirely available.**

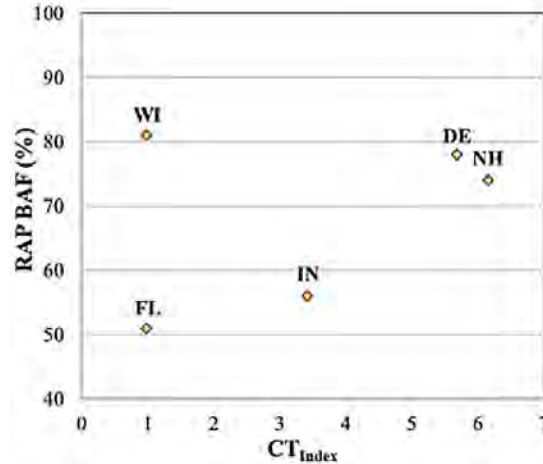
# Review of RAP Binder Availability Factors (BAF)

TXDOT Review– Epps Martin, et al. 2021

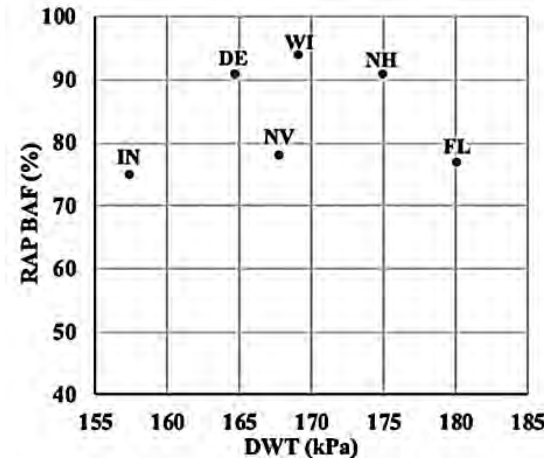
- Collected data from various studies and test methods using RAP from various sources.



NCHRP 9-58 Phase 1 by Coating



RILEM RAP TG5 – By IDT



FHWA DWT Method

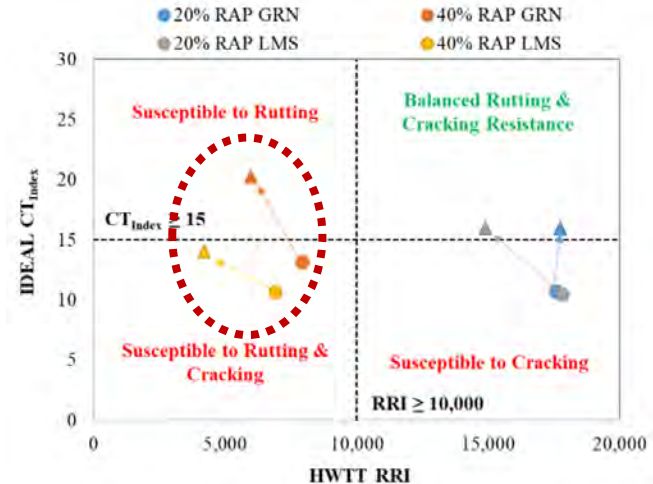
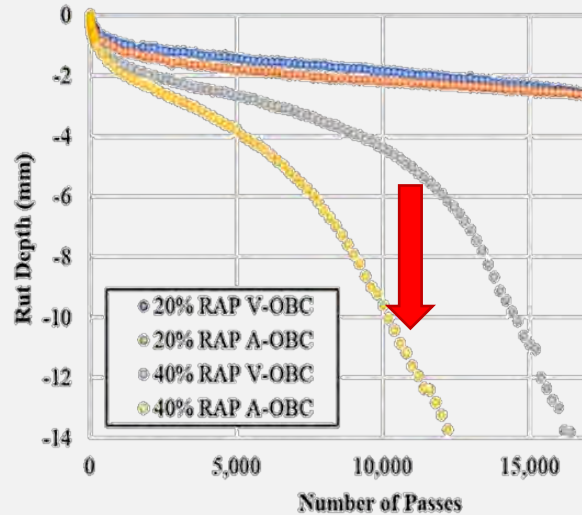
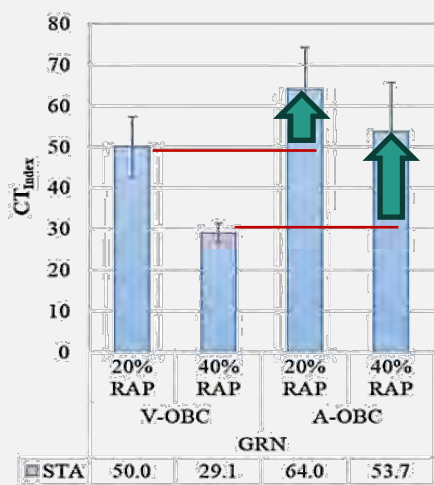
- Studies using performance, coating, and volumetrics have suggested that not all of the RAP binder functionally contributes to performance
- Measured Binder availability were generally between 75-95%, varying based on criteria



# Review of RAP Binder Availability Factors (BAF)

## FDOT Study (NCAT), Yin, et. al. 2024

- A few states have experimented with adjusting virgin binder based on an assumed BAF, for example 80% BAF for FL, and a 60% BAF for GA.
- NCAT studied the impact of the FL 80% BAF, resulting in ~0.5% higher binder content at 40% RAP

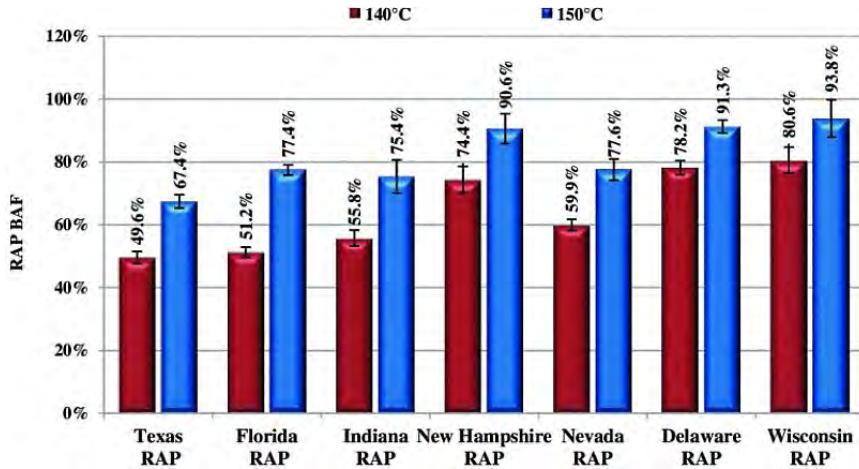


- Increased virgin AC using BAF lead to an improvement in IDEAL-CT
- When combining BAF (increasing AC) with soft binder, need to keep an eye on potential rutting imbalance

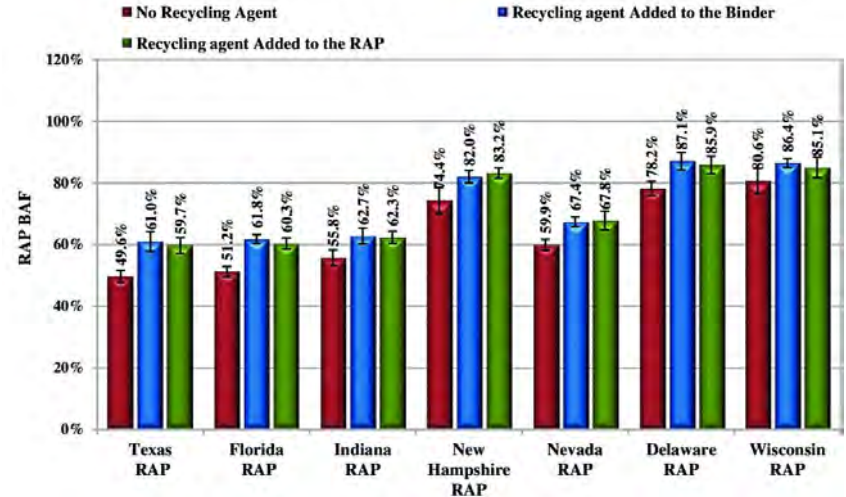
# Review of RAP Binder Availability Factors (BAF)

NCHRP 9-58 Phase II – Epps Martin, et al. 2023

- BAF was estimated by measuring amount of RAP binder content coating virgin aggregates after blending.



Effect of mixing temperature



Effect of Adding RA

- Mixing temperature had a significant impact on coating BAF when going from 140 to 150°C
- Using Recycling Agents (RA) increased the BAF by 5-10%, especially for stiff RAP.

# NCHRP 9-65 (NCAT & TTI)

Reviewed Source: Beirgi, et. al., 2024

- One of **most comprehensive studies** on high RAM durability improvement strategies
- Tested Various strategies with **Northeastern RAP and RAS**, and **Southern RAP**.

*Summary of results and scoring visualization is not by study authors:*

NCHRP 9-65 Strategies Studied	Northeast RAP	Southern RAP	Southern RAP	Northeast RAP + RAS
	High RAP	Low RAP	High RAP	
Improved $\Delta T_c$	↓	↔	↑	N/A
Polymer (PMA)	N/A	↔	↔	N/A
Softer Binder	↑	↑↑	↑↑	↔
BAF (Increasing Virgin AC)	↑↑	↔	↑	↑↑↑
Recycling Agent (RA)	↑↑↑	↑	↑↑↑	N/A

- A number of “Hybrid” strategies also showed promising results, such as combining BAFs, with Soft binders or PMA

# Methods used to Study Binder Availability

---

## Mitigating actions while maintaining RAP binder replacement:

- Soft binder
- Recycling Agents


## Mitigating actions by reducing RAP binder replacement:

- Increasing virgin binder content (Binder availability factors, regressing air voids, increasing VMA)
- Decreasing RAP content in mix

# Factors to Consider on RAP Binder Availability

## Perception on Binder Film Thickness

---



Typical “idealized” Representation of binder film on aggregate in literature



More proportional representation of ~10 $\mu$ m binder film on a #4 aggregate

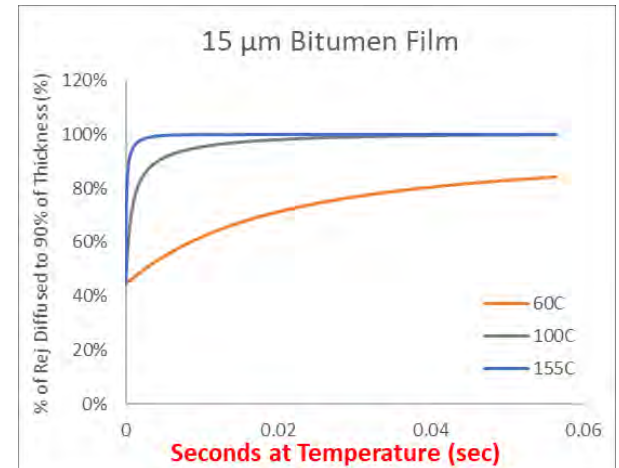
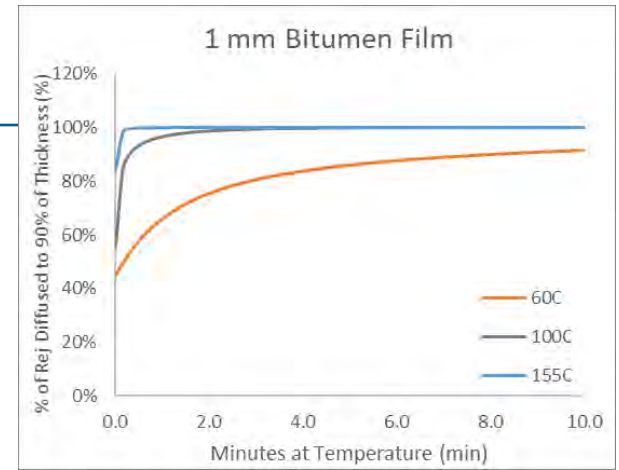
# Factors to Consider on RAP Binder Availability

## RA – RAP Binder Diffusion Rates

- Time required for Rejuvenator impact is governed by the diffusion time through the asphalt binder film thickness.
  - Total asphalt binder film thickness is in the order of **5-15  $\mu\text{m}$** .
  - Addition of the rejuvenator directly to the RAP instead of into the virgin bitumen changes the diffusion path length by 5-10  $\mu\text{m}$ .
- For a rejuvenator with sufficient diffusivity at mixing temperatures full diffusion in the film will take less than a minute.

### Typical diffusion rates from the literature (for rejuvenators):

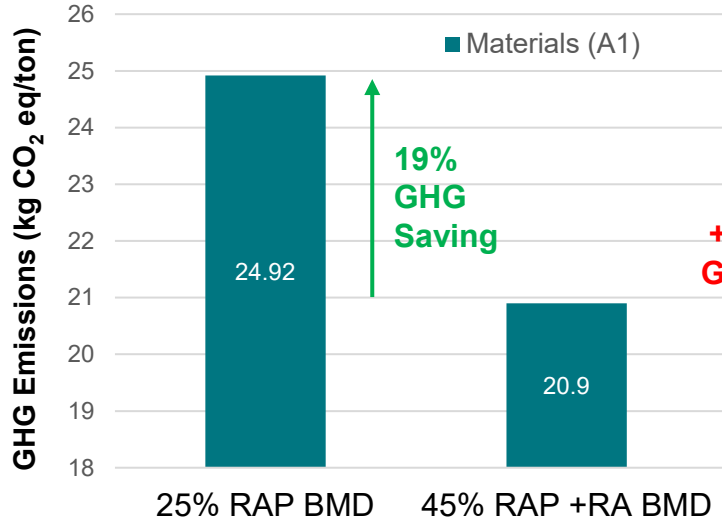
- $D = 2 \times 10^{-10}$  to  $3 \times 10^{-10}$   $\text{m}^2/\text{s}$  at 150C, From molecular dynamics (Xiao, et. al., 2017 – Wuhan University)
- $D = 4 \times 10^{-10}$  to  $7 \times 10^{-10}$   $\text{m}^2/\text{s}$  at 150C, Experimentally derived (Cong, et. al., 2016 – Chang'an University)
- $D = 1 \times 10^{-11}$  to  $5 \times 10^{-11}$   $\text{m}^2/\text{s}$  at 60C, from microscopy/FTIR (Su, et. al., 2016 – Shenzhen University)
- $D = 2 \times 10^{-11}$  to  $6 \times 10^{-11}$   $\text{m}^2/\text{s}$  at 140C, Experimentally derived (Karlsson & Isacson, 2003 – KTH)
- $D = 2 \times 10^{-12}$  to  $4 \times 10^{-12}$   $\text{m}^2/\text{s}$  at 140C, for binder Experimentally derived (Yousefirad, et. al., 2014 – U. of Wisconsin)



# Factors to Consider on RAP Binder Availability

## Carbon Footprint and GHG – MNROAD 2018 Test Track Example

- Are we giving back what we could have saved?



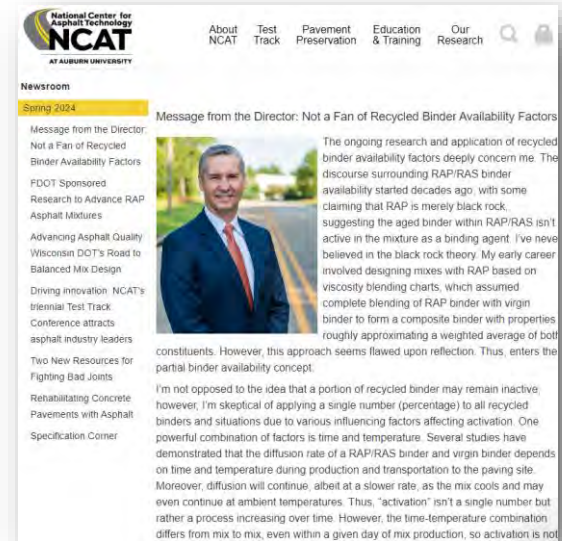
Project	Description	RAP %Mix	BMD
MNROAD	PG58-28 25% RAP	25	5.1%
MNROAD	PG58-28 45% RAP	45	5.1% + RA

# Factors to Consider on RAP Binder Availability

From Dr. Randy West (2024): Message from the Director: Not a Fan of...



- Limiting Factors for usefulness of BAFs:
  1. Ignores variable impact of “time” and “temperature” during production from mix to mix and plant to plant
  2. Not all RAP is the same (**age, depth of milling, original mix type, prior pavement preservation applications**)
  3. Fails to fully capture potential of recycling agents (RA)
- **More effective approach:** Incorporate **performance testing** in mix design
- *“This is where the promise of balanced mix design shines—allowing the results of mix performance tests to guide decisions, acknowledging the intricate interactions of materials that defy simple predictions.”*



The screenshot shows the NCAT website newsroom page. The header includes the NCAT logo (National Center for Asphalt Technology at Auburn University) and navigation links for About NCAT, Test Track, Pavement Preservation, Education & Training, and Our Research. The main content area is titled "Message from the Director: Not a Fan of Recycled Binder Availability Factors" and features a photo of Dr. Randy West. The text discusses the challenges of recycled binder availability and the importance of performance testing.



# Conclusions and Summary



There are multiple strategies available to mix designers to accommodate RAP Binder at a High Performance

- Many studies have shown that the **functional contribution** of RAP binder to a mix is less than 100% by different measures
- Multiple strategies have shown promise in accommodating RAP binder functionality:
  - **Increasing virgin binder** (e.g. Binder Availability Factors (BAF), VMA increases, regressed voids, lowering RAP limit)
  - **Maintaining RAP binder replacement** (e.g. Using Recycling Agents, softer binder grades)
- Factors such as RAP variability and production parameters (time/temperature) should be considered.
- **Strategies requiring increased virgin binder may negatively impact the potential sustainability savings from recycling**

# Acknowledgements

---

- Jenna Kelly (Cargill) – for GHG calculations using NAPA Emerald Eco
- The following researchers are gratefully thanked for sharing key research and reports that contributed to this review:
  - Dr. Fan Yin (NCAT)
  - Professor Cassie Castorena (NCSU)
  - Professor Amy Epps and Dr. Edith Arambula (Texas A&M / TTI)
- All views and conclusions presented in this review are that of the presenters, and do not necessarily reflect that of the researchers and authors mentioned in this presentation.



Helping the world *thrive*